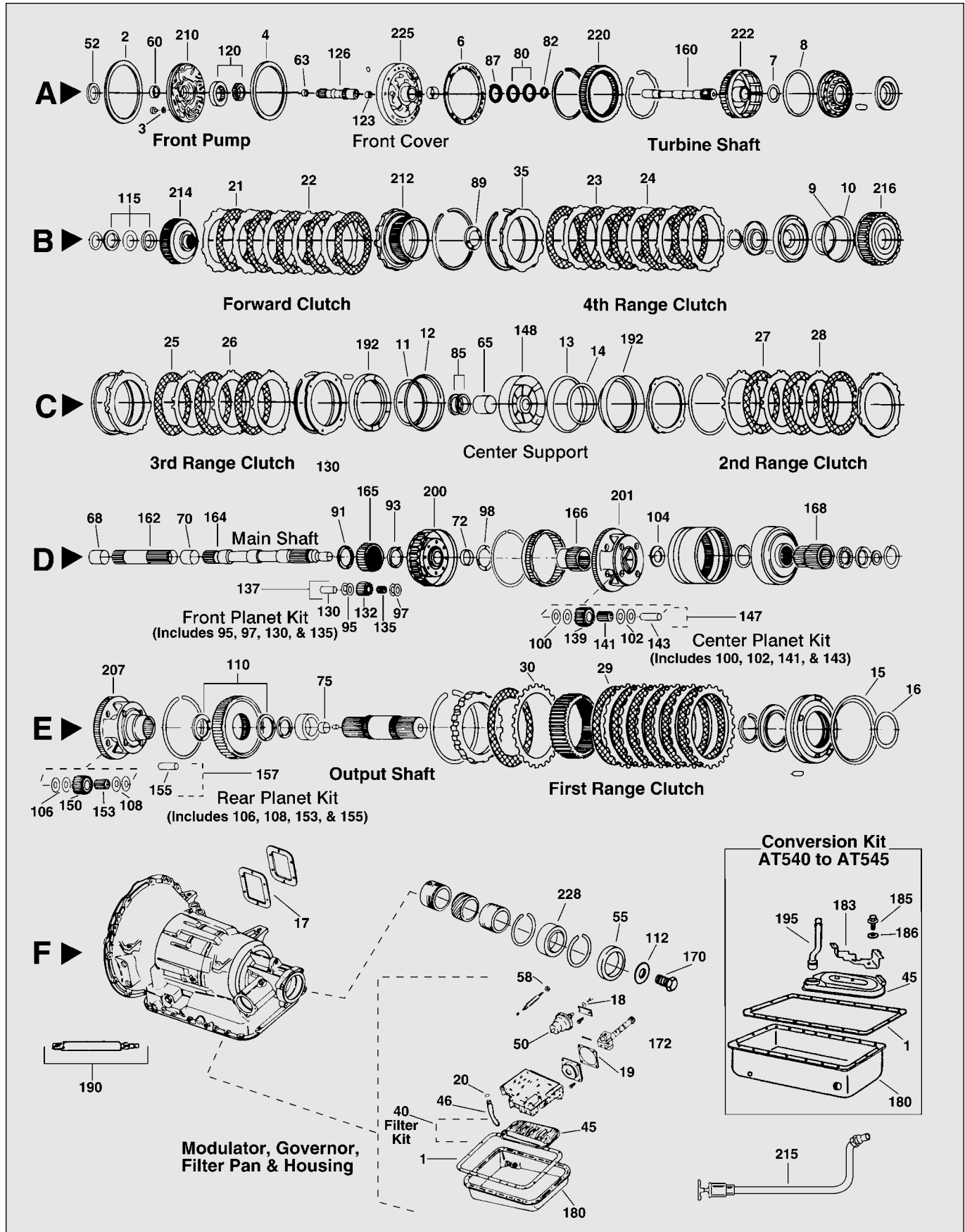


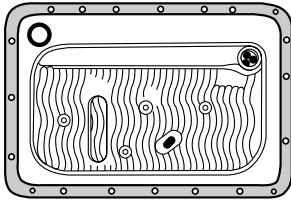
ALLISON AT540, 543, 545

To Get The Correct Parts, You Must Provide The Assembly Number Found On The Transmission Name Plate.



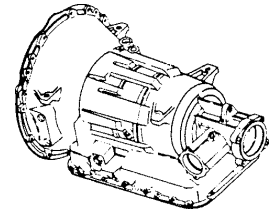
ALLISON AT540, 543, 545

NOTE: Early AT540/545 parts up to serial number 3210775436.
Late AT545 parts from serial number 3210775437.



21 Bolt Pan

Allison Transmissions
AT540, 543, 545



Rear Wheel Drive

REBUILDER KITS

DESCRIPTION	QTY.	YEAR	DELUXE KIT	MASTER O/H KIT	LESS STEELS KIT	OVERHAUL KIT	GASKET & SEAL KIT
Rebuilder Kits - Exc. 543 - w/Armstrong®	1	-		K1100	K1100-LS	K11900W	
Overhaul Kit - Exc. 543 - w/Cork & Neoprene	1	-				K11900 K11900A	
Rebuilder Kits - 543 European	1	-		K1100A			
Front Pump Re-Seal Kit - All (1)	1	-					K11900-2

(1) Contains front pump gasket, rubber lathe-cut seal, o-ring and pump bolt washers.

ILL.	DESCRIPTION	QTY.	YEAR	PART NO.	REFERENCE NO.
MISCELLANEOUS GASKETS & SEALS/PAN GASKETS					
1F	Gasket - Oil Pan - Cork - Neoprene (23016682)	1	-	13540X	29501160
1F	Gasket - Oil Pan - Update - Armstrong® (23016682)	1	-	13540W	29501160
N.I.	Gasket - Converter Pump Hub - 543 - Bolt On Hub (29524795)	1	-	13150W	29536726
N.I.	Seal - Lathe Cut - Converter Pump - 543	1	-	13151	23016564
2A	Seal - Lathe Cut - Front Pump Body	1	-	3877L	23016559
3A	Seal - Washer - Front Pump Body Bolt	9	-	13268A	8626281
4A	Seal - Lathe Cut - Front Pump Support	1	-	13152	23016600
6A	Gasket - Front Pump To Case	1	-	13153	23015883
7A	Lip Seal - Forward Clutch - Inner (8623102)	1	-	3956L	29520291
8A	Lip Seal - Forward Clutch - Outer (8623101)	1	-	3643L	29520292
9B	Lip Seal - Fourth Clutch - Inner	1	-	3284L	23015880
10B	Lip Seal - Fourth Clutch - Outer	1	-	3643L	8623101
11C	Lip Seal - Third Clutch - Inner	1	-	13154	23011475
12C	Lip Seal - Third Clutch - Outer	1	-	13155	23011456
13C	Lip Seal - Second Clutch - Outer	1	-	13155	23011456
14C	Lip Seal - Second Clutch - Inner	1	-	13154	23011475
15E	Lip Seal - First Clutch - Outer (23011474)	1	-	13156	29509198
16E	Lip Seal - First Clutch - Inner (23011457)	1	-	13157	29509983
17F	Gasket - Power Takeoff Cover - Update - Armstrong®	1	-	13158W	29501161
18F	O-Ring - Modulator (23017367)	1	-	3410L	8658110
19F	Gasket - Governor Cover - Fibre	1	-	3914D	23011670
20F	O-Ring - Oil Filter	1	-	3547L	1363951
N.I.	Washer - Drain Plug (Metal)	1	-	11423	29507909
N.I.	Washer - Drain Plug (Coated)	1	-	11423B	29507909
N.I.	Check Ball - 1/4"	1	-	13924	23045388
N.I.	Check Ball - 5/16"	1	-	13924A	23045386
CLUTCH PLATES					
21B	Friction - Forward Clutch (2)	5	-	R11103	23042197
21B	Friction - Forward Clutch (3)	5	-	W11103	23042197
23B	Friction - Fourth Clutch (2)	5	-	R11103	23042197
23B	Friction - Fourth Clutch (3)	5	-	W11103	23042197
25C	Friction - Third Clutch (2) (29529492)	3	-	R11104	29537887
25C	Friction - Third Clutch (3)	3	-	W11104	29537887

(2) Raybestos brand plate. OEM approved heat-treated paper.
(3) S.K. Wellman plate. OEM approved graphitic.

AT540

ALLISON

AT540, 543, 545

To Get The Correct Parts, You Must Provide The Assembly Number Found On The Transmisson Name Plate.

ILL.	DESCRIPTION	QTY.	YEAR	PART NO.	REFERENCE NO.
CLUTCH PLATES (Cont.)					
27C	Friction - Second Clutch (2) (29529492)	3	-	R11104	29537887
27C	Friction - Second Clutch (3)	3	-	W11104	29537887
29E	Friction - First Clutch (2)	7	-	R11106	23042198
29E	Friction - First Clutch (3)	7	-	W11106	23042198
22B	Steel - Forward Clutch (6836518)	5	-	34305C	29530330
24B	Steel - Fourth Clutch (6836518)	5	-	34305C	29530330
26C	Steel - Third Clutch (23045554)	3	-	11105	29515399
28C	Steel - Second Clutch (23045554)	3	-	11105	29515399
30E	Steel - First Clutch	7	-	11107	6831705
35B	Plate - Backing - 4th Clutch	1	-	11763	23017763
N.I.	Plate - Waved - Forward Clutch	1	-	11875	29505875
	(2) Raybestos brand plate. OEM approved heat-treated paper.				
	(3) S.K. Wellman plate. OEM approved graphitic.				
FILTERS/FILTER KITS					
40F	Filter Kit - Screen - with Cork - Neoprene	1	-	FK11800	6884270
40F	Filter Kit - Screen - Armstrong®	1	-	FK11800W	29502295
40F	Filter Kit - Treated Paper - with Cork - Neoprene	1	-	FK11800A	PF-168
40F	Filter Kit - Treated Paper - Armstrong®	1	-	FK11800AW	29506392
40F	Filter Kit - Screen - Late AT Deep Pan (29513271)	1	-	FK34661SW	29540976
N.I.	Filter Kit - Deep Pan Design (contains tube, bracket)	1	-	UDK-545-1	29538490
45F	Filter - External Spin on Cartridge - One Quart (PH35109)	1	-	PF897	25611122
45F	Filter - Metal Screen (6884270)	1	-	11800	29502295
45F	Filter - Brass Screen	1	-	34661S	29500365
45F	Filter - Treated Paper	1	-	11800A	N.L.
45F	Filter - 545 Update	1	-	21800	6883044
N.I.	Screen - Governor Tube	1	-	11712	23045247
VACUUM MODULATORS					
50F	Modulator - w/ O-Ring - Lg Can	1	-	11820	3039092
	Modulator - w/ O-Ring - Sm Can	1	-	11820A	29501199
METAL CLAD SEALS					
52A	Front Pump - Vamac Material	1	-	38151V	8641300
55F	Extension Housing	1	-	11850	6778050
58F	Selector Shaft	1	-	38511	23010610
BUSHINGS					
N.I.	Bushing Kit - 7 Bushings - AT540/ Early 545	1	-	K11902	N.L.
	Bushing Kit - 7 Bushings - Late 545	1	-	K11902A	N.L.
60A	Front Pump Body - Babbitt - Update Version (23018806)	1	-	8005	29511860
63A	Stator Shaft - Front - Bronze Lined (6836272)	1	-	34002	23015807
65C	Center Support - 1.540 O.D.	1	-	11000	23012990
	Center Support - 1.600 O.D.	1	-	11000A	29506468
68D	Sun Gear Shaft - Front - 1st Design - 1.125 O.D. (6836272)	1	-	34002	23015807
	Sun Gear Shaft - Front - 2nd Design - 1.190 O.D.	1	-	11007	29522949
70D	Sun Gear Shaft - Rear (6836272)	1	-	34002	23015807
72D	Front Planetary Carrier	1	-	11001	23045072
75E	Output Shaft - .775 O.D.	1	-	11002	8622947
	Output Shaft - .815 O.D.	1	-	11002A	29502231
SEALING RINGS/RING KITS					
N.I.	Sealing Ring Kit - Complete - 5 Rings	1	-	K11901	N.L.
80A	Front Pump	2	-	11302	23046598
82A	Turbine Shaft	1	-	11301	8616052
85C	Center Support	2	-	11302	23046598

To Get The Correct Parts, You Must Provide The Assembly Number Found On The Transmisson Name Plate.

ILL.	DESCRIPTION	QTY.	YEAR	PART NO.	REFERENCE NO.
THRUST WASHERS/NEEDLE BEARINGS					
N.I.	Spacer - Turbine:				
	- .015" - Gold - 543	AR	-	11403	6837429
	- .030" - Silver - 543	AR	-	11403A	6837430
	- .042" - Plain - 543	AR	-	11403B	6837431
	- .060" - Black - 543	AR	-	11403C	6837432
	- .075" - Copper - 543	AR	-	11403D	6837433
87A	Washer - Front Cover:				
	- .056"-.060" No. "0"	AR	-	11407	6831620
	- .072"-.076" No. "1"	AR	-	11407A	6831621
	- .089"-.093" No. "2"	AR	-	11407B	6831622
	- .105"-.109" No. "3"	AR	-	11407C	6831623
	- .121"-.125" No. "4"	AR	-	11407D	6831624
	- .138"-.142" No. "5"	AR	-	11407E	6831625
89B	Washer - Fourth Clutch Driving Hub	1	-	34301	23013454
	Washer - Front Sun Gear:				
91D	- Front (up to serial number 3210775436)	1	-	11411	6831658
	- Front (from serial number 3210775437)	1	-	11411A	29506146
93D	- Rear .064 -.068" - Color Code Red	AR	-	11412	23013451
	Washer - Front Planetary:				
95D	- Bronze - Pinion Gear	8	-	11413	6839514
97D	- Steel - Pinion	8	-	11414	6833991
98D	- Rear - Carrier	1	-	11415	6831673
	Washer - Center Planetary:				
100D	- Bronze - Pinion	8	-	11416	6839376
102D	- Steel - Pinion	8	-	11417	6831680
104D	- Rear - Carrier (up to serial number 3210775436)	1	-	11418	6831692
	- Rear - Carrier (from serial number 3210775437)	1	-	11418A	29506147
	Washer - Rear Planetary:				
106E	- Bronze - Pinion	8	-	11416	6839376
108E	- Steel - Pinion	8	-	11417	6831680
110E	Washer - Rear Planet Carrier - Front & Rear	2	-	11419	6831697
112F	Washer - Output Flange Bolt	1	-	11421	29500739
N.I.	Washer - Center Support Bolt	1	-	11422	23014094
N.I.	Washer - Drain Plug (Metal)	1	-	11423	29507909
N.I.	Washer - Drain Plug (Coated)	1	-	11423B	29507909
BEARINGS					
115B	Bearing Package - Forward Hub - Front - (3 Piece)	1	-	11503BK	9414211
N.I.	Bearing/Race Kit	1	-	11500BK	N.L.
N.I.	Roller Bearing - Converter Stator - 543	1	-	11404	23016866

HARD PARTS

Hard Parts may only require the base number for OEM/Aftermarket New or a "-R" suffix for remanufactured. Exceptions are listed individually. NOTE: A separate column is provided to indicate a primary or specific brand/type.

ILL.	DESCRIPTION	BRAND	QTY.	YEAR	PART NO.	REF NO.
120A	Kit - Front Pump Gear - Oversized		1	-	K11201B	N.L.
120A	Kit - Front Pump Gear .727 Thick		1	-	K11201	N.L.
123A	Roller Bearing - Ground Sleeve		1	-	11221	148415
126A	Ground Sleeve (Finished I.D. - Bearing Inst.)		1	-	11202	23014304
130D	Pin - Front Planetary		4	-	11215	6834309
135D	Needle Roller - Front Planetary		80	-	11919	9426919
137D	Kit - Front Planetary Repair		1	-	K11215	N.L.
141D	Needle Roller - Center Planetary	9426920	76	-	11920	29501499
143D	Pin - Center Planetary		4	-	11216	6831679
147D	Kit - Center Planetary Repair		4	-	K11216	N.L.

ALLISON

AT540, 543, 545

To Get The Correct Parts, You Must Provide The Assembly Number Found On The Transmisson Name Plate.

ILL.	DESCRIPTION	BRAND	QTY.	YEAR	PART NO.	REF NO.
HARD PARTS (Cont.)						
148C	Center Support - Early (7)		1	-	11229	23013015
148C	Center Support - Late - Large Hole (8)		1	-	11229A	29525518
153E	Needle Roller - Rear Planetary		76	-	11920	9426920
155E	Pin - Rear Planetary		4	-	11216	6831679
157E	Kit - Rear Planetary Repair		1	-	K11216	N.L.
160A	Turbine Shaft - Early - All		1	-	11939	6835939
160A	Turbine Shaft - Late - All		1	-	11939B	29525516
162D	Shaft - Sun Gear - Early (7)		1	-	11225	6835937
162D	Shaft - Sun Gear - Late (8)		1	-	11225A	29506158
164D	Shaft - Main - 1" Journal - Early (7)		1	-	11226	23013474
164D	Shaft - Main - Reinforced - 1.060 Journal - Late (8)		1	-	11226B	29524363
165D	Sun Gear - Front - Early (7)		1	-	11232	6835732
165D	Sun Gear - Front - Late (8)		1	-	11232A	29506151
166D	Sun Gear - Center - Early		1	-	11227	6835936
166D	Sun Gear - Center - Late		1	-	11227B	29506150
168D	Sun Gear - Rear - (Low) - Early (7)		1	-	11228	6884902
168D	Sun Gear - Rear - (Low) - Late (8)		1	-	11228A	29506149
170F	Bolt - Output Flange (23014159)		1	-	11222	29510838
172F	Governor Assembly I.D. No. 460		1	-	11410	6881466
172F	Governor Assembly I.D. No. 461		1	-	11410A	6885570
172F	Governor Assembly I.D. No. 462		1	-	11410B	6885571
180F	Oil Pan - Deep - Offset Threaded Inlets		1	-	11545	23045906
180F	Oil Pan - Deep - Even Threaded Inlets		1	-	11545A	29501358
190F	Kit - Manual Selector Shaft		1	-	K11235	23017610
192C	Piston - Center Support		2	-	11817	6834817
200D	Front Planet Assembly (6835768)	R	1	-	11768	23046074
201D	Center Planet Assembly	R	1	-	11676	6831676
207E	Rear Planet Assembly	R	1	-	11719	6837719
210A	Pump Body & Gears - AT540 Only (9)	R	1	-	34200C	23018811
210A	Pump Body & Gears - AT545	R	1	-	34200D	29537354
212B	Hub - 4th Clutch - Early (7)		1	-	11732	23015732
	Hub - 4th Clutch - Late (8)		1	-	11732A	29509661
214B	Hub - Forward Clutch - Early (7)		1	-	11634	6831634
	Hub - Forward Clutch - Late (8)		1	-	11634A	29506145
215F	Tube & Dip Stick Assembly - Universal		1	-	11999U	N.L.
216B	Housing - 4th Clutch - Early (7)		1	-	11769	29510769
216B	Housing - 4th Clutch - Late (8)		1	-	11769A	29506156
220A	P.T.O. Gear	R	1	-	11915	6885145
222A	Housing - w/o Turbine Shaft - Forward Clutch - Early (7) (6838298)	R	1	-	11298	29509660
222A	Housing - w/ Turbine Shaft - Forward Clutch - Late (8)		1	-	11298B	29506185
225A	Support - Front Pump - AT540 - Body Cast #895	R	1	-	11920	23014020
225A	Support - Front Pump - AT545 - Body Cast #919	R	1	-	11920B	29509636
228F	Bearing - Output - Early		1	-	11925	23047959
228F	Bearing - Output - Late		1	-	11925A	23047970
N.I.	Bolt - Torque Converter		1	-	96-178	23014542
N.I.	Center Support Repair Sleeve - Early		1	-	DF636B	N.L.
N.I.	Conversion Kit - (Deep Pan) AT540 To AT545		1	-	UDK-545	23012575
N.I.	Drain Plug - Oil Pan		1	-	DP-789	N.L.
N.I.	Housing & Flex Plate Package - 545		1	-	CK-545	N.L.
N.I.	Housing & Flex Plate package - w/Tower - 545		1	-	CK-545A	N.L.

(7) Early AT540/545 parts up to serial number 3210775436.

(8) Late AT545 parts from serial number 3210775437.

(9) Reference No. 23014020 old style support will work in late 545 applications when mated with charging pump with casting #895. Casting #919 pump only mates to late style support reference no. 29509636.

ALLISON AT540, 543, 545

To Get The Correct Parts, You Must Provide The Assembly Number Found On The Transmisson Name Plate.

ILL.	DESCRIPTION	BRAND	QTY.	YEAR	PART NO.	REF NO.
HARD PARTS (Cont.)						
N.I.	Kit - Governor Gear		1	-	K34411A	23045382
N.I.	Lock Nut - Second Clutch Spring Retainer (Push On)		4	-	11213	3909063
N.I.	Lock Nut - Third Clutch Spring Retainer (Push On)		4	-	11213	3909063
N.I.	Nut - Flex Disc - 543		6	-	21214	23014462
N.I.	P.T.O. Cover		1	-	11147	6774322
N.I.	Reverse Signal Switch - Backup Light	(AS36-033)	1	-	11610	29503665
N.I.	Strip Lock - Converter Pump Hub - 543		4	-	11212	6769631
MISCELLANEOUS PRODUCTS						
N.I.	Bolt - Pan		21	-	96-175A	29500738
N.I.	Bolt - Torque Converter	(1261968)	1	-	96-178	23014542
N.I.	Governor Bore Tool (w/2 Sleeves)		1	-	T-9119	N.L.
N.I.	Governor Sleeve Only - Aluminum (Aluminum Case)		1	-	T-119A	N.L.
N.I.	Governor Sleeve Only - Bronze (Cast Iron Case)		1	-	T-119B	N.L.
N.I.	Torque Converter - Gas - (270)		1	-	DC-540	29514487
N.I.	Torque Converter - Diesel - (290)		1	-	DC-545	29514486
NOTES						

AT540

GOVERNOR APPLICATION CHART		
TRANSMISSION	CODE ON GOVERNOR	USE GOVERNOR NO.
AT 500 SERIES		
Up to and including - 2800 RPM Range	461	11410A
3000 - 3400 RPM Range	462	11410B
Gas Engine - 3600 - 3800 RPM Range	460	11410
AT643		
2200 - 2600 RPM Range	461	11410A
3000 - 3400 RPM Range	463	21410
MT653		
2400 - 2600 RPM Range	462	11410B
2800 RPM Range	463	21410
3000 RPM Range	465	21410A
3200 - 3800 RPM Range - Bronze Gear	738	21410B
3600 - 3800 RPM Range - Bronze Gear	739	21410C
Caterpillar Engine w/Blower - 2600 RPM Range	-	21410B
Caterpillar Engine w/o Blower - 2800 RPM Range	-	21410C